


Azure Dev Tools for Teaching Access Troubleshooting Guide

Accessing Azure Dev Tools for Teaching requires a Microsoft Account (MSA). Students will be automatically directed to create an MSA if their account is not already an MSA or linked to an MSA.

If students receive this message when logging into Azure Dev Tools for Teaching:



CONFIRM:

If you are logging in with a university email address (example: John.Smith@university.edu) you will need to create a Microsoft Account with that email address. Creating an account is free and takes just a few minutes. Having a Microsoft Account will allow you to automatically log into all your Microsoft products with a single username and password.

OR:

If you are logging in with a personal email address (example: John.Smith@email.com) but

also have a university email address, try using the university email address. If you previously logged into your institution's webstore with a personal email address or do not have a university email address, you will need to create one to verify and link a Microsoft Account with your personal email address.

If students already have a Microsoft Account (e.g. an account used to play XBOX games) and need to attach it to your Azure Dev Tools for Teaching user account

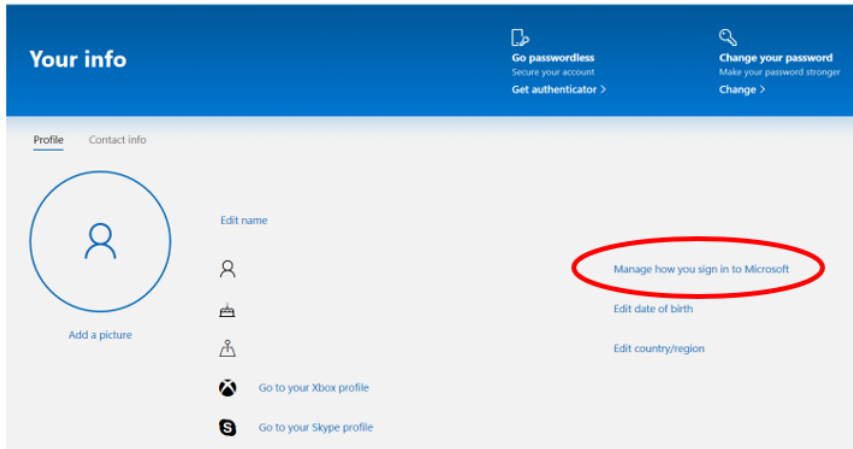
Go to account.microsoft.com

Log in with your Microsoft Account credentials

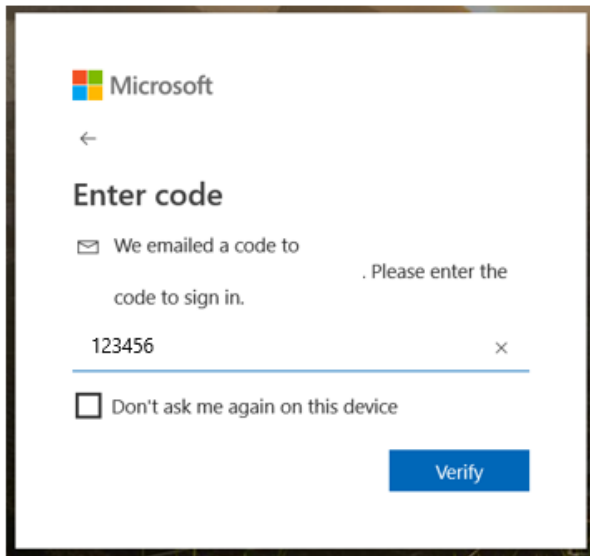
Select 'Your info' from the top ribbon menu

Microsoft Azure

Microsoft | Account Your info Privacy Security Rewards Payment & billing Services & subscriptions Devices Family



Click 'Manage how you sign in to Microsoft' – you will be asked to verify your identity with an emailed code. Check your personal email inbox for a code from Microsoft Account Team.



Enter the emailed code

Microsoft | Account Your info Privacy Security Rewards Payment & billing Services & subscriptions More

Manage how you sign in to Microsoft

An account alias is an email address or phone number that you use to sign in to your Microsoft account. You can have multiple aliases, a Windows and more.

Your account's primary alias is displayed on your Microsoft devices (such as a Windows PC, Xbox, or Windows Phone), and you can choose

Account alias



Click 'Add email' to your account and enter your university email address.

The next time you sign in, you can use your university email address to access your Azure Dev Tools for Teaching.

Frequently Asked Questions

What is Microsoft Azure Dev Tools for Teaching?

Microsoft Azure Dev Tools for Teaching puts professional developer tools, software, and services in the hands of faculty and students with a low-cost subscription option from Microsoft. Challenge and excite your students by teaching with the latest technologies and cloud services.

Microsoft Azure Dev Tools for Teaching is simple: it's all about giving students professional-level developer and designer tools from Microsoft at no additional cost so that students can chase their dreams and create the next big breakthrough in technology - or just get a head start on their career.

Microsoft Azure Dev Tools for Teaching helps educators teach the latest technologies and experiment in research. Microsoft knows that to make learning more motivating, relevant, and engaging for today's students requires a diverse set of resources. Microsoft Azure Dev Tools for Teaching gives educators the resources to ensure their classrooms always have the latest technologies to challenge, motivate, and keep students engaged in new ways. All at no additional cost to them, through an institution subscription.

The program has two primary goals:

Give access to Microsoft software and platforms: Microsoft Azure Dev Tools for Teaching subscriptions give educators and students access to virtually every Microsoft product and technology, helping ensure they have the right technology choices for all current and future educational opportunities.

Deliver outstanding value: These subscriptions give outstanding value through inexpensive cost of membership, and convenient management of licenses on a per-user basis, removing the complexity of licenses across multiple environments.

Software acquired through your Microsoft Azure Dev Tools for Teaching subscription may be installed on any number of departmental lab machines (depending on the licensing and courses the school or department offer). The software must be used for instructional and research purposes; it may not be used to run the infrastructure of the department. In addition, the department's faculty and students may check out or download the software to install on their personal computers.

Microsoft Azure

What products are included in Microsoft Azure Dev Tools for Teaching subscription?

The following product families are included in the Microsoft Azure Dev Tools for Teaching subscriptions:

- Microsoft Access
- Advanced Threat Analytics (ATA)
- Agents for Visual Studio
- BizTalk Server
- Datazen Enterprise
- Host Integration Server
- Machine Learning (ML) Server
- Hyper-V Server
- R Server
- Microsoft Project
- Remote Tools for Visual Studio
- SharePoint Server
- Skype for Business Server
- SQL Server Developer
- SQL Server Enterprise
- SQL Server Standard
- SQL Server Web
- System Center
- Team Foundation Server
- Microsoft Visio
- Visual Studio Code
- Visual Studio Community
- Visual Studio Enterprise
- Visual Studio for Mac
- Windows 10
- Windows Server

How do I download software?

Your Microsoft Azure Dev Tools for Teaching subscription provides you with access to certain software developer tools, available to download at no additional cost. You can download this software in the [Education Hub Store](#).

My log in credentials are not recognized when I log into Microsoft Dev Tools for Teaching

Confirm you're trying to log into Microsoft Azure Dev Tools for Teaching with your school credentials. (It may help to open a private browsing window session) If you're still having issues logging in, please contact your subscription admin. To find your subscription admin, please [contact us](#).

Microsoft Azure

Which languages are available in the software to end-users?

Software available in the Education Hub is available to end-users in the following languages: Arabic, Chinese Simplified, Chinese Traditional, Danish, Dutch, English, French, German, Hebrew, Italian, Japanese, Korean, Portuguese, Russian, Spanish, Swedish and Turkish.

Do I have unlimited use of the software through the Microsoft Azure Dev Tools for Teaching program?

Yes. Students may enjoy unlimited usage of software for the purpose of furthering their learning and research efforts. The software is not to be used to run a business or for ventures that drive commercial profit.

In one class, I used Microsoft Azure Dev Tools for Teaching tools to create apps and products that were good enough to sell. Can products made with Microsoft Azure Dev Tools for Teaching software be sold commercially?

In most cases, no. However, Microsoft Azure Dev Tools for Teaching has partnered with the Microsoft App Store teams to enable students to create games and applications for the Windows Store. This is the one exception where a student may use the Microsoft Azure Dev Tools for Teaching software commercially.

Does Microsoft Azure Dev Tools for Teaching include Microsoft Office?

No. The focus of Microsoft Azure Dev Tools for Teaching is to provide departments, faculty and students with the tools necessary to specifically expand their study of software development and testing. Thus, we provide technologies such as Windows Server, Visual Studio .NET, SQL Server and Platform SDK.

Does Azure Dev Tools for Teaching include Azure Credit?

No, your Microsoft Azure Dev Tools for Teaching subscription does not include Azure credit. But you can sign up for Azure for Students, which gives you \$100USD worth of Azure credit to use to pay for Azure services. To learn more, go [here](#).

What if I need more help?

Still need help? [Contact us](#).

Where is the Microsoft Azure Dev Tools for Teaching privacy & cookies?

You can find the Microsoft Azure Dev Tools for Teaching privacy & cookies [here](#).